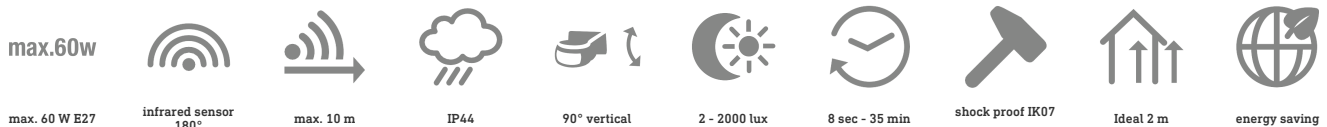
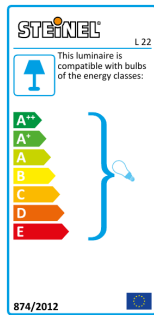


L 22

Anthracite

EAN 4007841 035709



Function description

The inviting light solution! Designer sensor-switched outdoor light L 22 with attractive stainless steel trim, ideal for building entrances and building fronts, 180° angle of coverage, reach up to 10 m, selectable time and twilight threshold, sensor tilts through 90°.

Technical specifications

Dimensions (L x W x H)	88 x 162 x 286 mm
Mains power supply	220 – 240 V / 50 – 60 Hz
Mounting height max.	3,00 m
Sensor Technology	passive infrared
Output	60 W
Interconnection	No
Slave modeselectable	No
With lamp	No
Lamp	All-purpose lamp
Base	E27
With motion detector	Yes
Detection angle	180 °
Sneak-by guard	Yes
Capability of masking out individual segments	Yes
Electronic scalability	No
Mechanical scalability	No
Reach, radial	r = 3 m (14 m ²)

Reach, tangential	r = 10 m (157 m ²)
Photo-cell controller	Yes
Twilight setting	2 – 2000 lx
Time setting	8 s – 35 Min.
Basic light level function	No
Soft light start	No
Impact resistance	IK07
IP-rating	IP44
Protection class	II
Ambient temperature	-20 – 40 °C
Housing material	Stainless steel
Cover material	Plastic, opal
Manufacturer's Warranty	3 years
Settings via	Potentiometers
Cover material	sticker
Version	Anthracite
PU1, EAN	4007841035709

Sensor-switched outdoor light

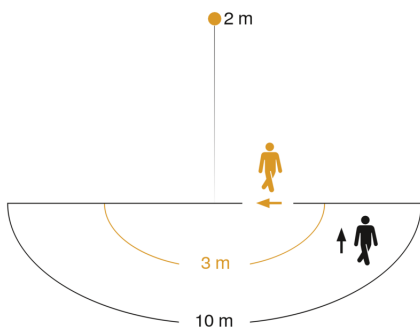
L 22

Anthracite

EAN 4007841 035709



Detection Zone



Mögliche Montagehöhe: 1,80 m – 3,00 m

Orange: radial

Schwarz: tangential

Dimension Drawing

